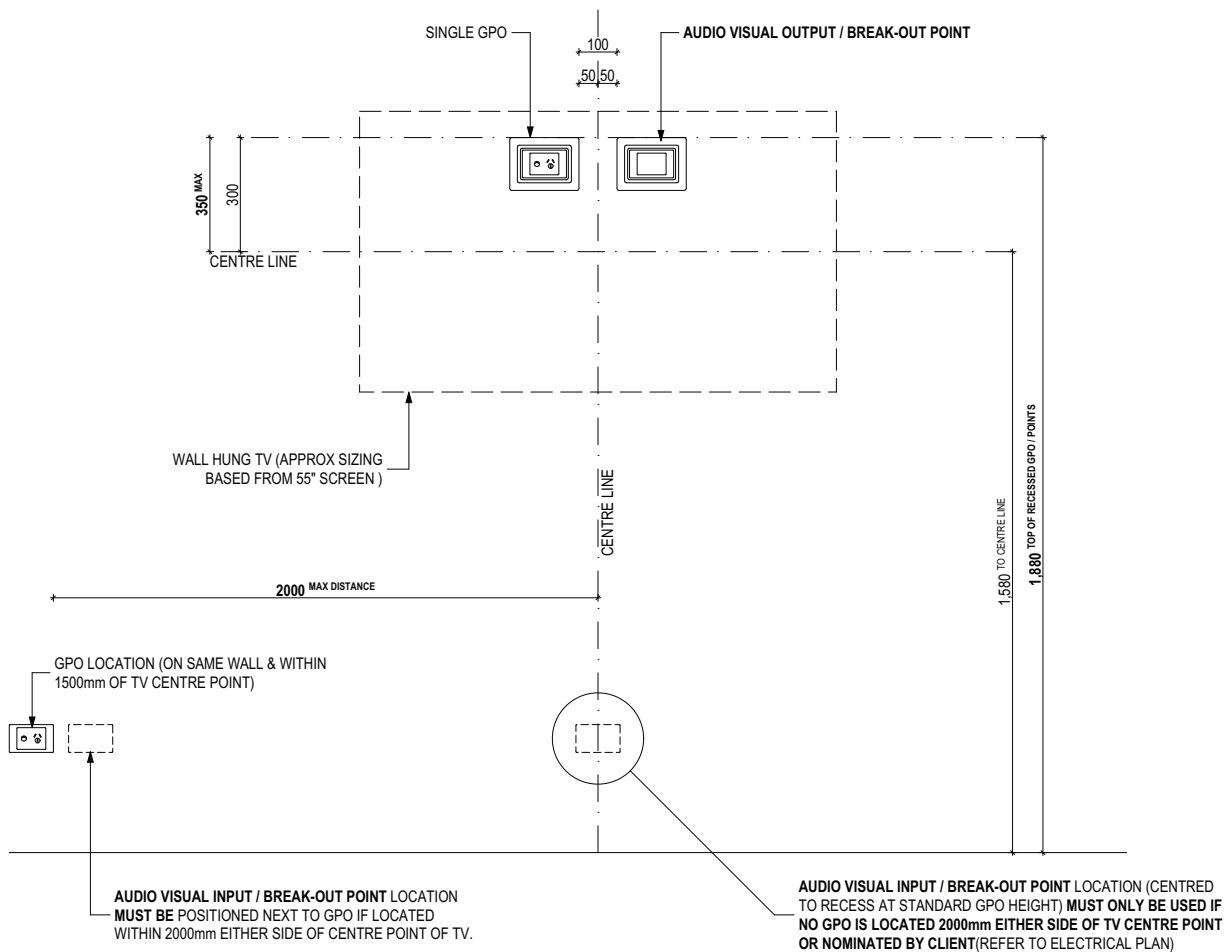


IMPORTANT: RECESSED GPO & AUDIO POINTS MAY VARY FROM DETAIL SUBJECT TO FRAMING REQUIREMENTS, **UNDER NO CIRCUMSTANCES** ARE THEY TO BE VISABLE WHEN TV IS MOUNTED ON BRACKET. **MJH SITE SUPERVISOR** MUST BE INFORMED ABOUT CHANGE IN LOCATION.

IMPORTANT: AUDIO VISUAL OUTPUT / BREAK-OUT POINT + GPO MUST BE INSTALLED AT HEIGHTS NOMINATED IN DETAIL & LOCATIONS MUST BE CHECKED AT FRAMING STAGE, **SUPERVISOR MUST BE ADVISED WHEN LOCATIONS ARE ALTERED WITH REASONING.**

IMPORTANT: INSTALLATION OF TV BRACKET & AUDIO VISUAL OUTPUT / BREAK-OUT POINT + GPO MEASUREMENTS ALL TO BE REFERENCED FROM CENTRE OF RECESS.

IMPORTANT: AUDIO VISUAL INPUT / BREAK-OUT POINT LOCATION **MUST BE POSITIONED NEXT TO GPO IF LOCATED WITHIN 2000mm EITHER SIDE OF TV CENTRE POINT.**



ELEVATION
Scale: 1:20

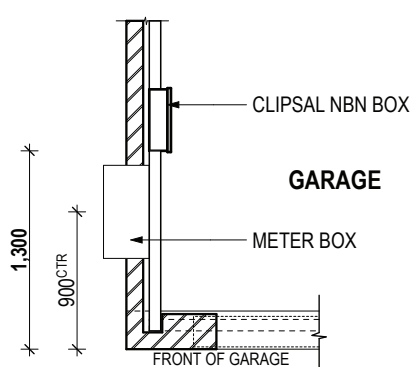
IMPORTANT: TV **MUST BE CENTRED BETWEEN STUDS OR CENTRED TO A STUD** SUBJECT TO CLIENTS NOMINATED LOCATION WITHIN THE ROOM.

T 02 4954 8881 • E steve@sotcom.net.au

www.sotcom.net.au

DO NOT SCALE DRAWINGS, USE FIGURED DIMENSIONS ONLY.
CHECK AND VERIFY DIMENSIONS AND LEVELS PRIOR TO THE COMMENCEMENT OF ANY WORK
ALL DISCREPANCIES TO BE REPORTED TO THE DRAFTING OFFICE



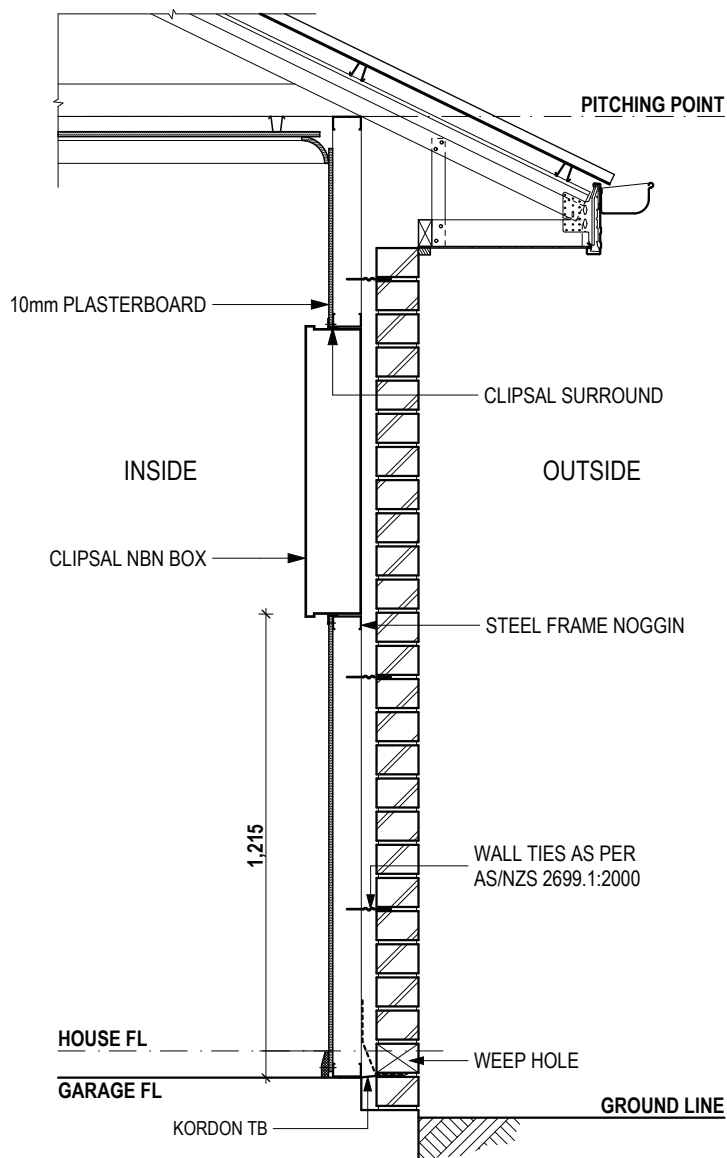


PLAN VIEW

SCALE 1:50

NOTE: CLIPSAL NBN BOX LOCATED INTERNAL OF GARAGE 1300mm FROM FRONT OF WALL.

NOTE: CLIPSAL NBN BOX TO BE BOXED WITHIN FRAME WITH MINIMUM DIMENSIONS 760x415mm (REFER TO FRAME SETOUT BELOW)

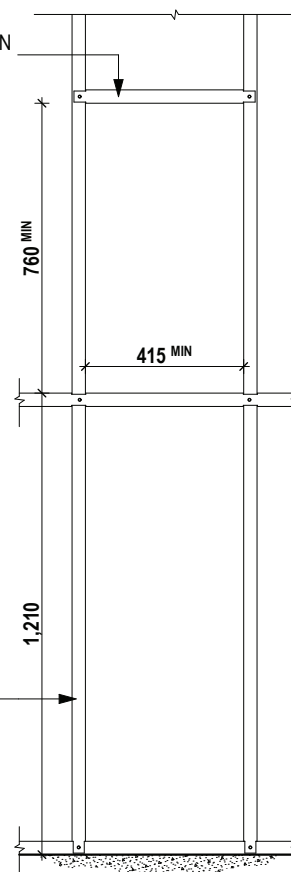


SECTION

SCALE 1:20

NOTE: CLIPSAL NBN BOX LOCATED ON NOGGIN 1210mm OFF GARAGE FLOOR REGARDLESS OF CEILING HEIGHT (2400, 2550 & 2700). NBN BOX TO FINISH FLUSH WITH REAR OF STUD (NOT TO OVERHANG CAVITY)

ADDITIONAL NOGGIN REQUIRED



ELEVATION

SCALE 1:20

T 02 4954 8881 • E steve@sotcom.net.au

www.sotcom.net.au

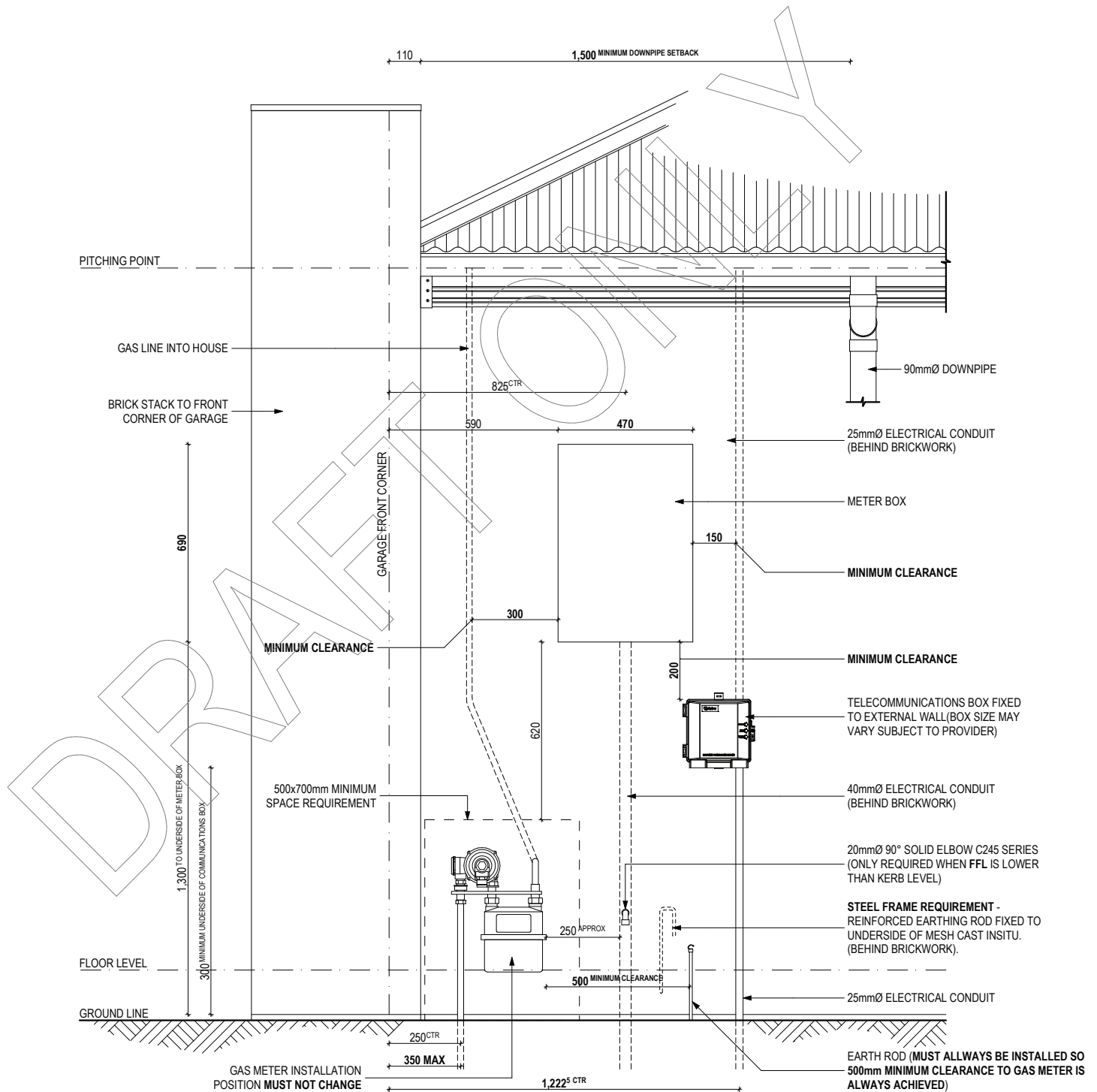
DO NOT SCALE DRAWINGS, USE FIGURED DIMENSIONS ONLY.
CHECK AND VERIFY DIMENSIONS AND LEVELS PRIOR TO THE COMMENCEMENT OF ANY WORK
ALL DISCREPANCIES TO BE REPORTED TO THE DRAFTING OFFICE



IMPORTANT: UNDER NO CIRCUMSTANCES IS ANY GAS OR ELECTRICAL SERVICE TO BE INSTALLED IN ANY OTHER LOCATION NOT NOMINATED IN DETAIL BELOW WITHOUT APPROVAL OF MJH SITE SUPERVISOR.

IMPORTANT: DOWNPIPE MUST BE LOCATED TO REAR OF SERVICES, DOWNPIPE MUST NOT IMPEDE INSTALLATION OF GAS OR ELECTRICAL SERVICE.

IMPORTANT: ALL ELECTRICAL & GAS INSTALLATION WORKS TO BE CARRIED OUT AS PER NCC & AUSTRALIAN STANDARDS (AS5601, AS4645.1, AS3000)



ELEVATION A

Scale: 1:20

IMPORTANT: FRONT WATER TAP MUST BE RELOCATED OPPOSITE SIDE OF HOUSE TO SERVICES OR TO REAR OF SERVICES, WATER TAP MUST NOT IMPEDE INSTALLATION OF GAS OR ELECTRICAL SERVICE.

T 02 4954 8881 • E steve@sotcom.net.au

www.sotcom.net.au

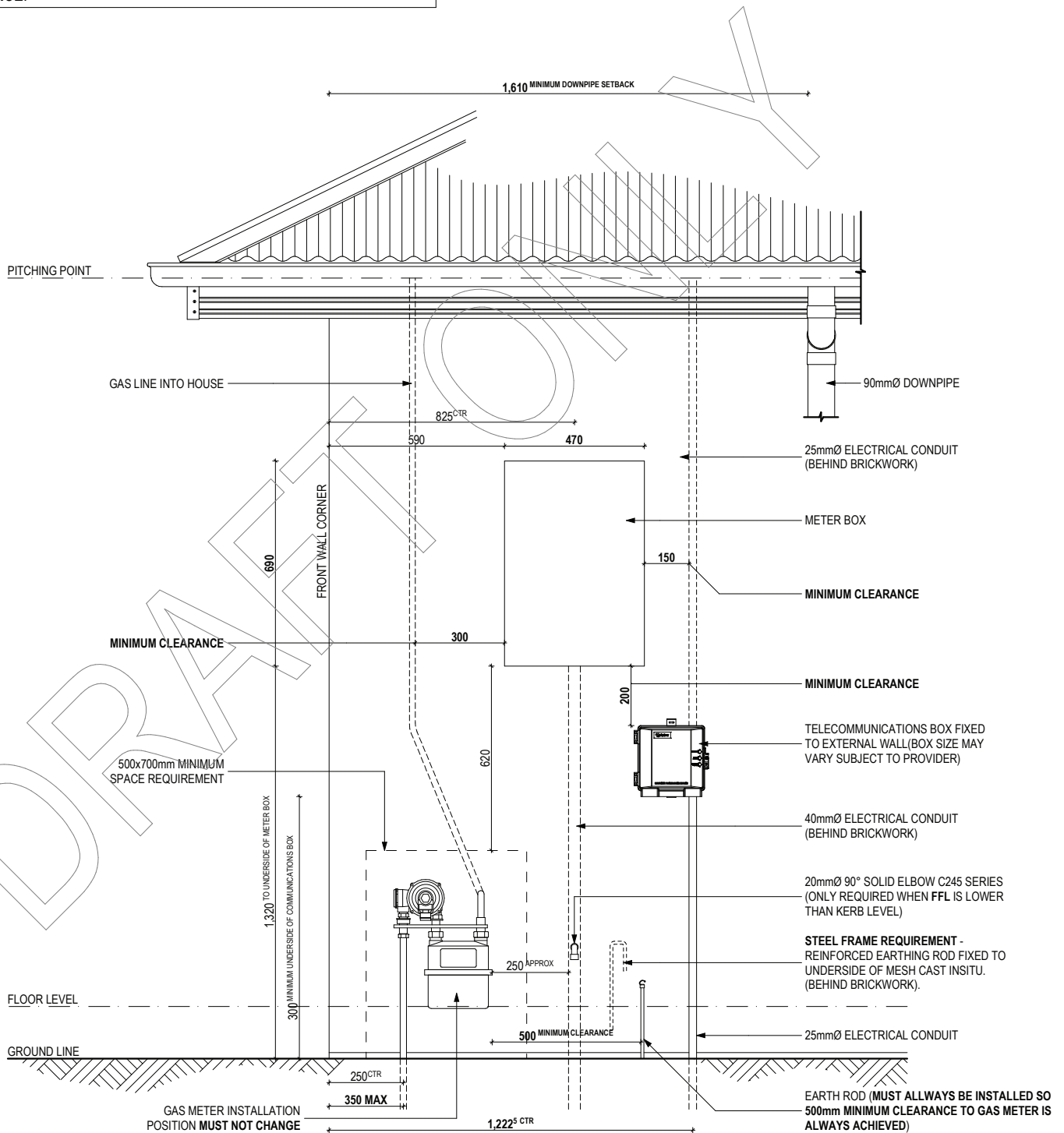
DO NOT SCALE DRAWINGS, USE FIGURED DIMENSIONS ONLY.
CHECK AND VERIFY DIMENSIONS AND LEVELS PRIOR TO THE COMMENCEMENT OF ANY WORK
ALL DISCREPANCIES TO BE REPORTED TO THE DRAFTING OFFICE



IMPORTANT: UNDER NO CIRCUMSTANCES IS ANY GAS OR ELECTRICAL SERVICE TO BE INSTALLED IN ANY OTHER LOCATION NOT NOMINATED IN DETAIL BELOW **WITHOUT APPROVAL OF MJH SITE SUPERVISOR.**

IMPORTANT: FRONT WATER TAP MUST BE RELOCATED OPPOSITE SIDE OF HOUSE TO SERVICES OR TO REAR OF SERVICES, **WATER TAP MUST NOT IMPEDE INSTALLATION OF GAS OR ELECTRICAL SERVICE.**

IMPORTANT: ALL ELECTRICAL & GAS INSTALLATION WORKS TO BE CARRIED OUT AS PER NCC & AUSTRALIAN STANDARDS (AS5601, AS4645.1, AS3000)



ELEVATION B

Scale: 1:20

IMPORTANT: DOWNPIPE MUST BE LOCATED TO REAR OF SERVICES, DOWNPIPE MUST NOT IMPEDE INSTALLATION OF GAS OR ELECTRICAL SERVICE.

T 02 4954 8881 • E steve@sotcom.net.au

www.sotcom.net.au

DO NOT SCALE DRAWINGS, USE FIGURED DIMENSIONS ONLY.
CHECK AND VERIFY DIMENSIONS AND LEVELS PRIOR TO THE COMMENCEMENT OF ANY WORK
ALL DISCREPANCIES TO BE REPORTED TO THE DRAFTING OFFICE

